

Washdown & Sill Fittings 293-244CP

Product Type

Inside sill fitting

Features & Specifications

- Includes built-in check stops
- Vandal Proof 2-1/4" tee handle
- Klo-Self™ self-closing cartridge, cam and cap design



Performance Specification

- Rated Operating Pressure: 20-125 PSI
- Rated Operating Temperature: 40-140°F

Warranty

- 5-Year Limited Cartridge Warranty
- Lifetime Limited Faucet Warranty
- 1-Year Limited Finish Warranty

Codes & Standards

-  ASME A112.18.1/CSA B125.1
-  NSF/ANSI 61, Section 9

Job Name _____

Item Number _____

Section/Tag _____

Model Specified _____

Architect _____

Engineer _____

Contractor _____

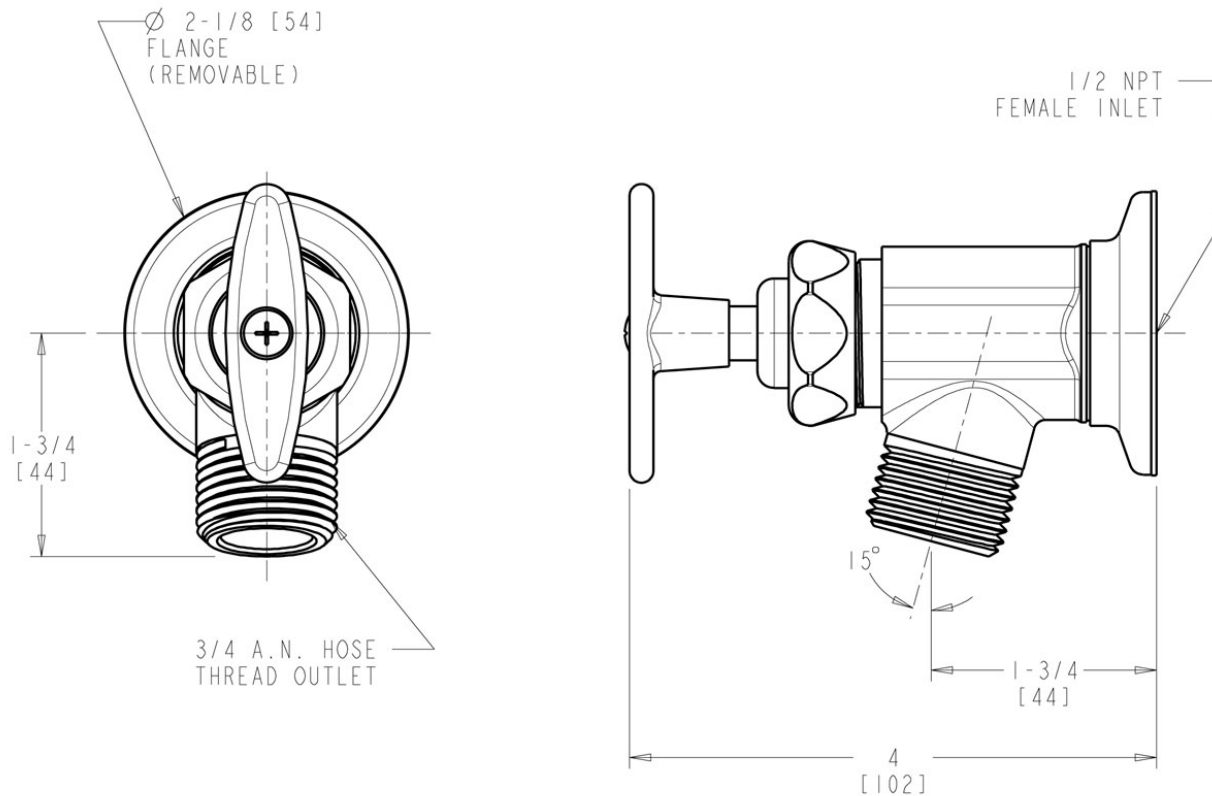
☐ Submitted as Shown ☐ Submitted with Variations

Date _____



Architect/Engineer Specification

Chicago Faucets No. 293-244CP, Inside Sill Fitting, wall-mounted, chrome plated. 2-1/4" metal tee handle with square, tapered broach. Klo-Self rebuildable self-closing cartridge, immediate shut-off, opens and closes 90° bi-directional, features square, tapered stem. 1/2" NPT female thread inlet. 3/4" male hose thread outlet. Built-in integral check stops. This product is tested and certified to industry standards: ASME A112.18.1/CSA B125.1, and Certified to NSF/ANSI 61, Section 9.



Operation and Maintenance

Installation should be in accordance with local plumbing codes. Flush all pipes thoroughly before installation. After installation, remove spout outlet or flow control and flush faucet thoroughly to clear any debris. Care should be taken when cleaning the product. Do not use abrasive cleaners, chemicals or solvents as they can result in surface damage. Use mild soap and warm water for cleaning and protecting the life of Chicago Faucet products. For specific operation and maintenance refer to the installation instructions and repair parts documents that are located at www.chicagofaucets.com.

Chicago Faucets, member of the Geberit Group, is the leading brand of commercial faucets and fittings in the United States, offering a complete range of products for schools, laboratories, hospitals, office buildings, food service, airports and sport facilities. Call 1.800.TECTRUE or 1.847.803.5000 Option 1 for installation or other technical assistance.

