

# Commander™ Handheld Programming Unit

## Quick Start Guide

- Compatible with Windows 7, 10, XP, and Vista
- 2 'AA' batteries and USB cable included
- Easy to use touch-screen software
- Visit [chicagofaucets.com/commander](http://chicagofaucets.com/commander) to register for updates and receive technical support



Chicago Faucets, a member of the Geberit Group, is the leading brand of commercial faucets and fittings in the United States, offering a complete range of products for schools, laboratories, hospitals, office buildings, food service, airports, and sports facilities. Whatever your requirements may be, Chicago Faucets offers standard and made-to-order products that are designed to meet any commercial application.



The Chicago Faucet Company  
2100 South Clearwater Drive  
Des Plaines, IL 60018  
Phone: 847/803-5000  
Fax: 847/803-5454  
Technical: 800/832-8783  
[www.chicagofaucets.com](http://www.chicagofaucets.com)

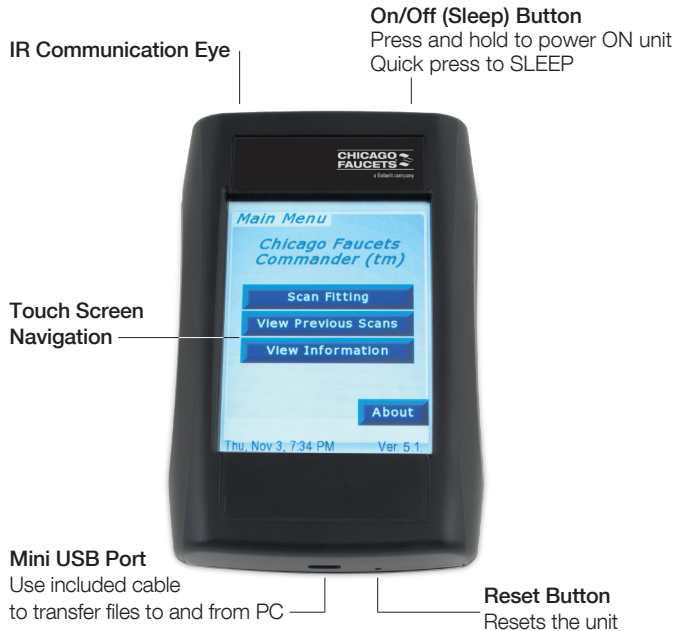
 Contains 30% post-consumer recycled paper

© 2019 The Chicago Faucet Company.  
Product specifications subject to change without notice.

957.065.00.0 07/19


# Commander™ Quick Start Guide

Thank you for choosing the Chicago Faucets Commander Handheld Programming Unit. Commander allows you to change settings quickly and easily on your Chicago Faucets HyTronic®, E-Tronic®, and ELR products. This guide will help you get started.



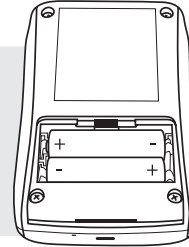
(2) "AA" batteries (included)

6' USB Cable (included)



## Quick Start Instruction

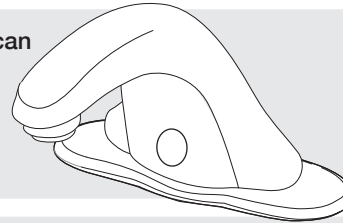
### 1. Install batteries



### 2. Press and Hold "On" Button for 2 seconds -

- Press "Settings"
- Press "Set Time/Date"
- Set time and date

### 3. Ready to Aim and Scan



### 4. REGISTER your device at

[chicagofaucets.com/commander](http://chicagofaucets.com/commander) to access software, firmware or hardware updates and to receive notification of future updates.

### 5. For help refer to the on-line users guide at [chicagofaucets.com/commander](http://chicagofaucets.com/commander) or contact TecTrue at 800/TEC-TRUE (800/832-8783)

## Commander Desktop —

### Quickly and easily manipulate scan data

Looking for usage reports, to generate annual water savings estimates? Need to know when a fitting was last serviced and what was changed and by who? These are examples of the types of reports that can be generated using the Commander Desktop.

Note: Installing the desktop application on your Windows based PC\* is not required to use the Commander Handheld Unit.

Register and download Commander Desktop at [chicagofaucets.com/commander](http://chicagofaucets.com/commander). Follow installation steps.

### Existing PALM Commander or Desktop user?

Everything you need to transition to the new device, including:

- 1) Differences between PALM interface and Handheld Unit
- 2) Files transfer steps from existing PALM or Commander Desktop to new Commander Handheld Programming Unit

Go to [www.chicagofaucets.com/commander](http://www.chicagofaucets.com/commander) to access user notes just for you.



\*Windows 7, 10, XP, and Vista